



Laboratory Report

UL
85 John Road
Canton, MA 02021
Phone: 781-821-2200
Fax: 781-821-9266
www.UL.com

Folder # 2011002	Order # 13482904	Supplier	Elmore Mountain Therapeutics
Report Date 8/24/2020		Client Reference	---
Elmore Mountain Therapeutics Attn: Colin Reynolds 4373 Elmore Mtn Road Elmore, VT 05661		Inventory ID	743505
		Client Sample ID	EMT 0050
		Lot #	N/A
		UPC	---

Test	Method	Results
------	--------	---------


Heavy Metals

Arsenic, ppm	CTN6339 and CTN6340	<0.10
Cadmium, ppm	CTN6339 and CTN6340	<0.02
Lead, ppm	CTN6339 and CTN6340	<0.02
Mercury, ppm	CTN 6345	<0.10

Cannabinoids

	Method	%	mg/g
CBC (Cannabichromene)	UL Doc# 8070	<0.02	<0.20
CBD (Cannabidiol)	UL Doc# 8070	4.965	49.652
CBDA (Cannabidiolic Acid)	UL Doc# 8070	0.347	3.465
CBDV (Cannabidivarin)	UL Doc# 8070	0.032	0.317
CBG (Cannabigerol)	UL Doc# 8070	0.061	0.610
CBGA (Cannabigerolic Acid)	UL Doc# 8070	<0.02	<0.20
CBN (Cannabinol)	UL Doc# 8070	<0.02	<0.20
Delta8-THC (trans-delta8-Tetrahydrocannabinol)	UL Doc# 8070	<0.02	<0.20
Delta9-THC (trans-delta9-Tetrahydrocannabinol)	UL Doc# 8070	0.237	2.367
THCA-A (Delta9-Tetrahydrocannabinolic Acid)	UL Doc# 8070	0.171	1.706
THCV (Tetrahydrocannabivarin)	UL Doc# 8070	<0.02	<0.20
Total Cannabinoids	UL Doc# 8070	5.812	58.117

Pesticides	Testing Performed by ProVerde Laboratories	Results Attached – Pass
Residual Solvents	Testing Performed by ProVerde Laboratories	Results Attached – Pass
Terpenes	Testing Performed by ProVerde Laboratories	Results Attached – Pass

 2020.08.24
15:31:06
-04'00'

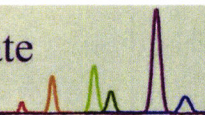
Comments:

1. Anything reported yielding a less than symbol (<) dictates a Limit of Quantification result.

Amanda Ray
Client Services Specialist

Page 1 of 1

LETTERS & REPORTS: UL Verification Services, Inc. (UL) letters and reports are issued for the exclusive use of the clients to whom they are addressed. No quotations from reports or use of the UL name is permitted except as expressly authorized in writing. Letters and reports apply only to the specific materials, products or processes tested, examined or surveyed as received and are not necessarily indicative of the qualities of apparently identical or similar materials, products or processes. The liability of UL with respect to services rendered shall be limited to the amount of consideration paid for such service and not include any consequential damages. This report or certificate does not relieve sellers/suppliers from their contractual responsibility with regard to the quality/quantity of this delivery, nor does it prejudice clients' right to claim towards sellers/suppliers for compensation for any apparent and/or hidden defects not detected during our random inspection or testing. UL has not performed a complete analysis of the product. The results contained in this report indicate that the product has passed or failed the specific tests only, as determined by client requirements. These test results, even if rated as "Passed" do not indicate or certify that the product is safe for commercial or consumer use.


 Certificate ID: **85593**

 Received: **8/13/20**

 Scan QR Code
for authenticity

UL Verification Services Inc.
85 John Road
Canton, MA 02021
Attn: Jessica Trahan

 Client Sample ID: **2011002 EMT 0050**

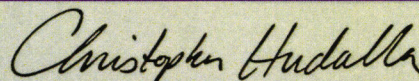
Lot Number:

 Matrix: **Tincture/Infused Oil - Hemp Seed Oil**

Authorization:


Chris Hudalla, Chief Science Officer

Signature:



Date:

8/23/2020



The data contained within this report was collected in accordance with the requirements of ISO/IEC 17025:2017. I attest that the information contained within the report has been reviewed for accuracy and checked against the quality control requirements for each method. These results relate only to the test article listed in this report. Reports may not be reproduced except in their entirety.

MY: Mycotoxin Testing [WI-10-05]

 Analyst: **CJB**

 Test Date: **8/19/2020**

This test method was performed in accordance with the requirements of ISO/IEC 17025. These results relate only to the test article listed in this report. Reports may not be reproduced except in their entirety.

85593-MY

Test ID	Date	Results	MDL	Limits	Status*
Total Aflatoxin	8/19/2020	< MDL	2 ppb	< 20 ppb	PASS
Total Ochratoxin	8/19/2020	< MDL	3 ppb	< 20 ppb	PASS

PST: Pesticide Analysis [WI-10-11]

 Analyst: **CJR**

 Test Date: **8/20/2020**

The client sample was analyzed for pesticides using Liquid Chromatography with Mass Spectrometric detection (LC/MS/MS). The method used for sample prep was based on the European method for pesticide analysis (EN 15662).

85593-PST

Analyte	CAS	Result	Units	LLD	Limits (ppb)	Status
Abamectin	71751-41-2	ND	ppb	0.20	300	PASS
Spinosad	168316-95-8	ND	ppb	0.10	3000	PASS
Pyrethrin	8003-34-7	ND	ppb	0.10	1000	PASS
Trifloxystrobin	141517-21-7	ND	ppb	0.10	30000	PASS
Spirotetramat	203313-25-1	ND	ppb	0.10	13000	PASS
Spiromesifen	283594-90-1	ND	ppb	0.10	12000	PASS
Piperonyl butoxide	51-03-6	ND	ppb	0.10	8000	PASS
Paclobutrazol	76738-62-0	ND	ppb	0.10	10	PASS
Myclobutanil	88671-89-0	ND	ppb	0.10	9000	PASS
Imidacloprid	138261-41-3	ND	ppb	0.10	3000	PASS
Imazalil	35554-44-0	ND	ppb	0.10	10	PASS
Fenoxycarb	72490-01-8	ND	ppb	0.10	10	PASS

Etoazole	153233-91-1	ND	ppb	0.10	1500	PASS
Dichlorvos	62-73-7	ND	ppb	3.00	10	PASS
Cyfluthrin	68359-37-5	ND	ppb	0.50	1000	PASS
Bifenthrin	82657-04-3	ND	ppb	0.20	500	PASS
Bifenazate	149877-41-8	ND	ppb	0.10	5000	PASS
Azoxystrobin	131860-33-8	ND	ppb	0.10	40000	PASS

* Testing limits for ingestion established by the State of California: CCR, Title 16, Division 42, Chapter 5, Section 5313. ND indicates "none detected" above the lower limit of detection (LLD). Analytes marked with (*) indicate analytes for which no recovery was observed for a pre-spiked matrix sample.



















TP: Terpenes Profile [WI-10-27]

Analyst: CA

Test Date: 8/20/2020

Client sample analysis was performed using full evaporative technique (FET) headspace sample delivery and gas chromatographic (GC) compound separation. A combination of flame ionization detection (FID) and/or mass spectrometric (MS) detection with mass spectral confirmation against the National Institute of Standards and Technology (NIST) Mass Spectral Database, Revision 2017 were used. Chromatographic and/or mass spectral data were processed by quantitatively comparing the analytical peak areas against calibration curves prepared from certified reference standards.

85593-TP

Compound	CAS	Conc. (wt%)	Conc. (ppm)	Qualitative Profile	
alpha-pinene	80-56-8	0.0020	20.4		
camphene	79-92-5	<RL	<RL		
sabinene*	3387-41-5	ND	ND		
beta-myrcene	123-35-3	0.0123	123		
beta-pinene	127-91-3	<RL	<RL		
alpha-phellandrene	99-83-2	ND	ND		
delta-3-carene	13466-78-9	ND	ND		
alpha-terpinene	99-86-5	<RL	<RL		
alpha-ocimene	502-99-8	<RL	<RL		
D-limonene	138-86-3	0.0042	41.6		
p-cymene	99-87-6	0.0006	5.64		
cis-beta-ocimene	3338-55-4	0.0011	11.2		
eucalyptol	470-82-6	0.0009	8.75		
gamma-terpinene	99-85-4	<RL	<RL		
terpinolene	586-62-9	<RL	<RL		
linalool	78-70-6	0.0098	97.6		
L-fenchone*	7787-20-4	ND	ND		
isopulegol	89-79-2	ND	ND		
menthol*	89-78-1	ND	ND		
geraniol	106-24-1	ND	ND		
beta-caryophyllene	87-44-5	0.0472	472		
alpha-humulene	6753-98-6	0.0132	132		
cis-nerolidol	3790-78-1	ND	ND		
trans-nerolidol	40716-66-3	ND	ND		
guaial	489-86-1	0.0027	27.1		
caryophyllene oxide	1139-30-6	<RL	<RL		
alpha-bisabolol	23089-26-1	0.0035	35.0		

Total Terpene: 0.1 wt%

ppm 0.00

250.00

500.00

* Certified reference standard not available for this compound. Concentration is estimated using the response factor from alpha-pinene. ND = None Detected. RL = Reporting Limit of 5 ppm.

VC: Analysis of Volatile Organic Compounds [WI-10-28]*Analyst: CA**Test Date: 8/19/2020*

The client sample was analyzed by Head-Space Gas Chromatography (HS-GC). The collected data was compared to data collected for certified reference standards at known concentrations.

85593-VC

Compound	CAS	Amount ¹	Limit ²	RL	Status
Propane	74-98-6	ND	1,000 ppm	100	PASS
Isobutane	75-28-5	ND	1,000 ppm	100	PASS
Butane	106-97-8	ND	1,000 ppm	100	PASS
Methanol	67-56-1	ND	3,000 ppm	100	PASS
Pentane	109-66-0	ND	5,000 ppm	100	PASS
Ethanol	64-17-5	ND	5,000 ppm	100	PASS
Acetone	67-64-1	ND	5,000 ppm	100	PASS
Isopropanol	67-63-0	ND	5,000 ppm	100	PASS
Acetonitrile	75-05-8	ND	410 ppm	100	PASS
Hexane	110-54-3	ND	290 ppm	100	PASS
Heptane	142-82-5	ND	5,000 ppm	100	PASS

1) ND = Not detected at a level greater than the Reporting Limit (RL).

2) In ppm, based on USP recommended limits for residual solvents, adopted by the Massachusetts Department of Public Health for cannabis concentrates and extracts on 3/31/16. Butane/Propane limits are based on limits established for state of Colorado.

(*) For ethanol, as many formulations contain flavorings based on ethanol extracts of natural products, no status has been assigned.

END OF REPORT