



Laboratory Report

UL
85 John Road
Canton, MA 02021
Phone: 781-821-2200
Fax: 781-821-9266
www.UL.com

Folder # 2103713	Order # 13781185	Supplier	Elmore Mountain Therapeutics
Report Date 6/3/2021		Client Reference	---
Elmore Mountain Therapeutics Attn: Colin Reynolds 59B Old Creamery Rd Morrisville, VT 05661		Inventory ID	767565
		Client Sample ID	EMT 0056
		Lot #	N/A
		UPC	---

Test	Method	Results
------	--------	---------

Microbiological

Absence of Clostridium species, g	Testing Performed by Eurofins	Absent/1
Absence of Escherichia coli, g	UL Doc ID 3943 - Equivalent to USP<2022>	Absent/10
Absence of Salmonella species, g	UL Doc ID 3943 - Equivalent to USP<2022>	Absent/10
Absence of Staphylococcus aureus, g	UL Doc ID 3943 - Equivalent to USP<2022>	Absent/10
Aerobic Plate Count, CFU/g	UL Doc ID 3943 - Equivalent to USP<2021>	<10
Enterobacterial Count (Bile Tolerant Gram)	UL Doc ID 3943 - Equivalent to USP<2021>	<10
Total Combined Yeasts and Molds,	UL Doc ID 3943 - Equivalent to USP<2021>	<10

ProVerde Laboratories Testing

Cannabinoids	Testing Performed by ProVerde Laboratories	Results Attached
Heavy Metals	Testing Performed by ProVerde Laboratories	Results Attached – Pass
Mycotoxins	Testing Performed by ProVerde Laboratories	Results Attached – Pass
Residual Solvents	Testing Performed by ProVerde Laboratories	Results Attached – Pass
Pesticides	Testing Performed by ProVerde Laboratories	Results Attached – Pass

Note: Anything reported yielding a less than symbol (<) dictates a Limit of Quantification result.

Digitally signed by
Amanda Ray
 Amanda Ray
 Date: 2021.06.03 12:46:19
 -04'00'

Amanda Ray
Client Services Specialist

LETTERS & REPORTS: UL Verification Services, Inc. (UL) letters and reports are issued for the exclusive use of the clients to whom they are addressed. No quotations from reports or use of the UL name is permitted except as expressly authorized in writing. Letters and reports apply only to the specific materials, products or processes tested, examined or surveyed as received and are not necessarily indicative of the qualities of apparently identical or similar materials, products or processes. The liability of UL with respect to services rendered shall be limited to the amount of consideration paid for such service and not include any consequential damages. This report or certificate does not relieve sellers/suppliers from their contractual responsibility with regard to the quality/quantity of this delivery, nor does it prejudice clients' right to claim towards sellers/suppliers for compensation for any apparent and/or hidden defects not detected during our random inspection or testing. UL has not performed a complete analysis of the product. The results contained in this report indicate that the product has passed or failed the specific tests only, as determined by client requirements. These test results, even if rated as "Passed" do not indicate or certify that the product is safe for commercial or consumer use.



Certificate ID: **93812 (Reissued)**

Received: **4/6/21**

Scan QR Code for authenticity



UL Verification Services Inc.

85 John Road

Canton, MA 02021

Attn: Jessica Trahan

Client Sample ID: **2103713 - EMT 0056**

Lot Number:

Matrix: **Tincture/Infused Oil - Hemp Seed Oil**

Authorization: Chris Hudalla, Chief Science Officer	Signature: 	Date: 5/3/2021
--	---	-------------------



The data contained within this report was collected in accordance with the requirements of ISO/IEC 17025:2017. I attest that the information contained within the report has been reviewed for accuracy and checked against the quality control requirements for each method. These results relate only to the test article listed in this report. Reports may not be reproduced except in their entirety.





CN: Cannabinoid Profile & Potency [WI-10-17 & WI-10-17-01]

Analyst: AC

Test Date: 4/16/2021

The client sample was analyzed for plant-based cannabinoids by Liquid Chromatography (LC). The collected data was compared to data collected for certified reference standards at known concentrations. Certificate has been re-issued to update reported concentration in units of mg/g.

93812-CN

ID	Weight %	Concentration (mg/g)	
D9-THC	0.254	2.54	
THCV	ND	ND	
CBD	6.01	60.1	
CBDV	0.0398	0.398	
CBG	0.0481	0.481	
CBC	0.182	1.82	
CBN	ND	ND	
THCA	ND	ND	
CBDA	0.142	1.42	
CBGA	0.0214	0.214	
D8-THC	ND	ND	
exo-THC	ND	ND	
Total	6.70	67.0	0%
Max THC	0.254	2.54	Cannabinoids (wt%) 6.0%
Max CBD	6.14	61.4	Limit of Quantitation (LOQ) = 0.0114 wt%
			Limit of Detection (LOD) = 0.0038 wt%

Ratio of Total CBD to THC 24.2:1

Max THC (and Max CBD) are calculated values for total cannabinoids after heating, assuming complete decarboxylation of the acid to the neutral form. It is calculated based on the weight loss of the acid group during decarboxylation: $\text{Max THC} = (0.877 \times \text{THCA}) + \text{THC}$. This calculation does not include other cannabinoid isomers (eg. D8-THC and exo-THC). ND = None detected above the limits of detection (LOD), which is one third of LOQ.

Certificate ID: **94407**

Received: **5/10/21**

Scan QR Code
for authenticity



UL Verification Services Inc.

85 John Road

Canton, MA 02021


Attn: Jessica Trahan

Client Sample ID: **EMT 0056**

Lot Number:

Matrix: **Tincture/Infused Oil - Hemp Seed Oil**

Authorization: Chris Hudalla, Chief Science Officer	Signature: <i>Christopher Hudalla</i>	Date: 5/25/2021
--	--	--------------------



The data contained within this report was collected in accordance with the requirements of ISO/IEC 17025:2017. I attest that the information contained within the report has been reviewed for accuracy and checked against the quality control requirements for each method. These results relate only to the test article listed in this report. Reports may not be reproduced except in their entirety.

HM: Heavy Metal Analysis [WI-10-13]

Analyst: *CJS*

Test Date: *5/14/2021*

This test method was performed in accordance with the requirements of ISO/IEC 17025. These results relate only to the test article listed in this report. Reports may not be reproduced except in their entirety.

94407-HM

Symbol	Metal	Conc. ¹ (µg/kg)	RL	Use Limits ² (µg/kg)		Status
				All	Ingestion	
As	Arsenic	ND	50.0	200	1,500	PASS
Cd	Cadmium	ND	50.0	200	500	PASS
Hg	Mercury	ND	50.0	100	1,500	PASS
Pb	Lead	ND	50.0	500	1,000	PASS

- 1) ND = None detected above the indicated Reporting Limit (RL)
- 2) MA Dept. of Public Health: Protocol for MMJ and MIPS, Exhibit 4(a) for all products.
- 3) USP exposure limits based on daily oral dosing of 1g of concentrate for a 110 lb person.

MY: Mycotoxin Testing [W1-10-05]

Analyst: BMJ

Test Date: 5/13/2021

This test method was performed in accordance with the requirements of ISO/IEC 17025. These results relate only to the test article listed in this report. Reports may not be reproduced except in their entirety.

94407-MY

Test ID	Date	Results	MDL	Limits	Status*
Total Aflatoxin	5/13/2021	< MDL	2 ppb	< 20 ppb	PASS
Total Ochratoxin	5/13/2021	< MDL	3 ppb	< 20 ppb	PASS

PST: Pesticide Analysis [W1-10-11]

Analyst: CJS

Test Date: 5/14/2021

The client sample was analyzed for pesticides using Liquid Chromatography with Mass Spectrometric detection (LC/MS/MS). The method used for sample prep was based on the European method for pesticide analysis (EN 15662).

94407-PST

Analyte	CAS	Result	Units	LLD	Limits (ppb)	Status
Abamectin	71751-41-2	ND	ppb	0.20	10	PASS
Spinosad	168316-95-8	ND	ppb	0.10	10	PASS
Pyrethrin	8003-34-7	ND	ppb	0.10	10	PASS
Trifloxystrobin	141517-21-7	ND	ppb	0.10	100	PASS
Spirotetramat	203313-25-1	ND	ppb	0.10	100	PASS
Spiromesifen	283594-90-1	ND	ppb	0.10	100	PASS
Piperonyl butoxide	51-03-6	ND	ppb	0.10	3000	PASS
Paclobutrazol	76738-62-0	ND	ppb	0.10	10	PASS
Myclobutanil	88671-89-0	ND	ppb	0.10	100	PASS
Imidacloprid	138261-41-3	ND	ppb	0.10	5000	PASS
Imazalil	35554-44-0	ND	ppb	0.10	10	PASS
Fenoxycarb	72490-01-8	ND	ppb	0.10	10	PASS
Etozazole	153233-91-1	ND	ppb	0.10	100	PASS
Dichlorvos	62-73-7	ND	ppb	3.00	10	PASS
Cyfluthrin	68359-37-5	ND	ppb	0.50	2000	PASS
Bifenthrin	82657-04-3	ND	ppb	0.20	3000	PASS
Bifenazate	149877-41-8	ND	ppb	0.10	100	PASS
Azoxystrobin	131860-33-8	ND	ppb	0.10	100	PASS

* Testing limits established by the Massachusetts Department of Public Health, Protocol for Sampling and Analysis of Finished Medical Marijuana Products and Marijuana-Infused Products for Massachusetts Registered Medical Marijuana Dispensaries, Exhibit 5. ND indicates "none detected" above the lower limit of detection (LLD). Analytes marked with (*) indicate analytes for which no recovery was observed for a pre-spiked matrix sample due to matrix interference.

*VC: Analysis of Volatile Organic Compounds [WI-10-28]**Analyst: LC**Test Date: 5/14/2021*

The client sample was analyzed by Head-Space Gas Chromatography (HS-GC). The collected data was compared to data collected for certified reference standards at known concentrations.

94407-VC

Compound	CAS	Amount ¹	Limit ²	RL	Status
Propane	74-98-6	ND	1,000 ppm	100	PASS
Isobutane	75-28-5	ND	1,000 ppm	100	PASS
Butane	106-97-8	ND	1,000 ppm	100	PASS
Methanol	67-56-1	ND	3,000 ppm	100	PASS
Pentane	109-66-0	ND	5,000 ppm	100	PASS
Ethanol	64-17-5	ND	5,000 ppm	100	PASS
Acetone	67-64-1	ND	5,000 ppm	100	PASS
Isopropanol	67-63-0	ND	5,000 ppm	100	PASS
Acetonitrile	75-05-8	ND	410 ppm	100	PASS
Hexane	110-54-3	ND	290 ppm	100	PASS
Heptane	142-82-5	ND	5,000 ppm	100	PASS

1) ND = Not detected at a level greater than the Reporting Limit (RL).

2) In ppm, based on USP recommended limits for residual solvents, adopted by the Massachusetts Department of Public Health for cannabis concentrates and extracts on 3/31/16. Butane/Propane limits are based on limits established for state of Colorado.

(*) For ethanol, as many formulations contain flavorings based on ethanol extracts of natural products, no status has been assigned.

END OF REPORT